

# WEEKLY@

January - April  
2020

Lectionary based Sunday group resource aimed at  
5-11 year olds with additional activity ideas for those in  
creche and youth groups.



THE BLACKBURN  
DIOCESE BOARD  
OF EDUCATION



# WELCOME

Weekly@ is a weekly lectionary based resource with activity suggestions for all age ranges from creche to youth groups. Using colour codes to help you identify activities suitable for your children, Weekly@ aims to offer a simple, flexible bible-based resource sheet, plus a handy 'take home' sheet which helps parents carry on the conversation at home. We recommend that you start by 'Setting the Scene' and how you arrange the rest of the session is up to you!



## GUEST WRITER

Clare Serfontein

This term Weekly@ has been written by the brilliant Clare Serfontein. Clare has over twenty years' experience working with children and families. She started out as a paediatric nurse but soon moved into church based children's ministry and schools work. In 2012 Clare moved from the UK to South Africa to work for a charity aiming to encourage and empower children and families in disadvantaged communities. Here she met her husband Charles and has since settled in the country on a more permanent basis. Clare also has an MA in Children and Youth Ministry.

## COLOUR CODES

Weekly@ is categorised by colour codes which represent the different ages that we feel an activity is suitable for, however they are just our suggestions, so please feel free to use them with other age groups if you feel it's appropriate. You may find that some weeks have more All Age activities than others. Some activity headings might be split colours, meaning they are suitable for the two age groups they represent.

### Under 5s

Suitable for those aged 5 and under, typically those in creche.

### All Age

Suitable for all groups, from creche to youth group.

### 5-11s

Suitable for those aged 5-11.

### Over 12s

Suitable for Sunday youth groups.

## Overview

Jesus had spent many months traveling through the towns and villages of Palestine where he had preached about the kingdom of God and performed many miracles. Now the time had come for him to claim his title as the Messiah - the Savior that God had promised to the Jewish people. As they came near Jerusalem, Jesus told two of His disciples to go into a nearby village and bring a donkey that would be waiting there. Jesus rode into Jerusalem on the donkey. It was obviously a deliberate act as there is no mention of Jesus ever riding on a donkey previously. Matthew makes clear that this move alludes to the prophecy in Zechariah 9 v 9-10 of the coming of the messianic king. The disciples and the crowd around them also recognized this and so turned the arrival of Jesus into a triumphant procession. The Messiah had arrived.

## Aim

To understand that Jesus was the Messiah and he is worthy of our praise.

## Song Suggestion

Hey Hey - Doug Horley

<https://www.youtube.com/watch?v=WSLBx64hVS0>

## All Age Talk

Prior to the start of the service you will need to place a paper palm leaf under everyone's seat.

In a number of African tribes there is a very important job, which is that of the Praise Singer. The Praise Singer announces the arrival of the king or other important officials as they enter a room. They often walk about a metre ahead or behind the person of honour, shouting out praises of the king or official they are leading into the room. If you have the technology, you could show one of these short video clips.

- 11 year old Given Lubisi Praise Singing the South African president into the parliamentary chamber:

<https://www.youtube.com/watch?v=tg-S32lz1eU>

- Praise Singer of the Swazi King as he arrives at the 50th anniversary of the African Union:

<https://www.youtube.com/watch?v=CVJ2-6BnJQQ>

Today is Palm Sunday when we celebrate the entry of Jesus into Jerusalem. It was a day that marked the beginning of an incredible week. A week that would see Jesus cheered, then arrested, tried, condemned, and crucified. The crowds in today's bible passage were shouting 'Hosanna to the son of David.' Ask if anyone knows what Hosanna means. It is an expression or shout of joy and praise. The crowd wanted to show Jesus their adoration and joy. I am sure there was a lot of noise that day as people shouted out their praises.

Point out the paper palm leaves under the seats and ask the congregation to retrieve them. Encourage everyone to write on their palm leaf something they would like to praise God for. After people have had some time explain that you are all going to shout out your praises together (like the Praise Singer in the video did). Lead the congregation in a big shout of praise, with everyone shouting their praise at the same time.

Follow the talk with a song/hymn of praise during which the congregation are invited to come forward waving their palm leaf and stick them all together on a big praise sheet which can be displayed somewhere in the church.

## Prayer

God, we have so much to praise you for. Thank you for all that you have done for us. Help us to keep praising you even when times are difficult. Amen

## Set the Scene

You will need cardboard tubes, different coloured paper, wool, felt tips, scissors and glue. Give each child a cardboard tube and ask them to make it into a person who will become a member of the crowd in your story today. They can use the materials to make outfits, hair, etc. for their person.

## Discussion

Prior to the session you will need to have prepared the following from cardboard tubes: a donkey, Jesus and a couple of disciples. You will also need to have cut out some coats and some small palm leaves enough for each child in the group to have one or the other (see resource sheet attached).

Sit the children on the floor where they can see. Get them to hold on to the character they have made until the crowd scene at verse 8. Begin by using the props you made to act out the story while you read the bible passage from Matthew 21 v 1-7.

When you get to verse 8 encourage the children to bring their character to be part of the crowd. Direct the children to make two rows sat on the floor opposite each other with their character in front on them stood on the floor. Give them a palm leaf or coat shape. Explain as you walk Jesus on the donkey between the children, they should put down their coat for the donkey to walk on like a carpet or wave their palm leaves. They all need to shout out 'Hosanna to the Son of David. Blessed is he who comes in the name of the Lord!' as Jesus comes past them. Act the scene out together, then end by reading Matthew 21 v 10-11.

Why do you think the crowd shouted 'Hosanna to the Son of David. Blessed is he who comes in the name of the Lord'. What do you think they meant? Why were they saying that about Jesus?

The crowd believed that Jesus was the messianic (the promised saviour) king, that had been foretold in the old scriptures, especially when Jesus arrived on a donkey. Read out Zechariah 9 v 9-10. The people were desperate for peace in their land as they were ruled by the Romans and their armies. What from this passage about the Messiah do you think would have excited them?

## Take Home

**Palm Cross Prayers** Give each child a palm cross and ask if they know why we have palm crosses on Palm Sunday. Provide the children with pens so they can label the 4 sections of the cross that extend from the centre as the world, their country, their local community, their friends and family. Show the children how they can hold the different sections of the cross in their hand one at a time as they pray for and praise God for something associated with these areas. The children can take these home to use as a tool to help them pray.

## Response

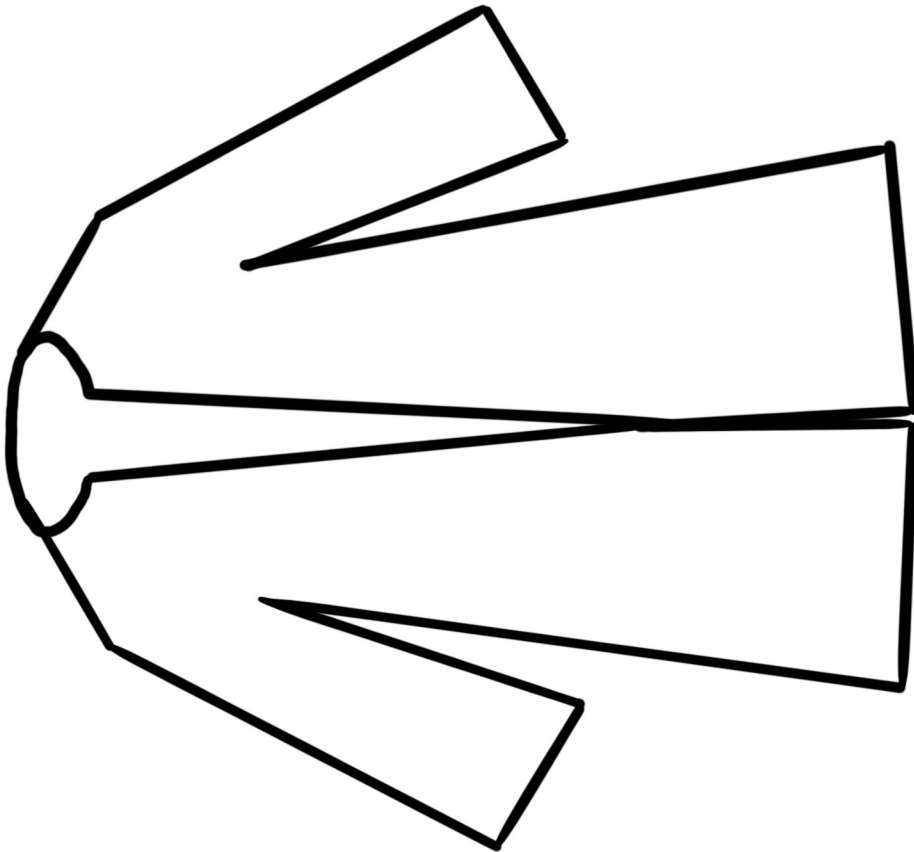

**Flags** You will need plain flags (paper fastened around wooden dowel), pens, glitter, glue, coloured/shiny paper, feathers, jewels, etc. Ask each child to design a flag that they would wave for Jesus to see, if he was coming to visit your town.

## Activity







**Royal Visit** Prepare 2 pieces of flip chart paper with a crown in different colours drawn at the top. Gather everyone round the first sheet. Explain that you need to get ready for a member of the royal family to visit your town. What preparations would we need to make? Get them to draw or write their ideas on the paper. When everyone has had time, highlight some of the different things suggested. Move to the second sheet of paper. Explain that another member of royalty was arriving in a city and we heard today what happened. Ask the children to draw or write about Jesus' arrival at Jerusalem. Compare the two sheets: what are the similarities and what are the differences?

## Game

**Pin the Coat on the Donkey** Rather than pin the tail on the donkey children need to place the coat on the donkey's back for Jesus to sit on. One at a time the children are blindfolded, turned around a few times and given an opportunity to try and place the coat on the donkey. Mark where each child puts the coat before letting another child try. See who got the nearest. **See attached resource sheet for a donkey and coat outline.**







5th April 2020

# MESSIAH

Matthew 21 v 1-11

Ask your child what they did during church today.

Tell them what you learnt during church today.

Have you ever met or seen a member of the royal family or someone famous? What was the experience like?

What things do you like to praise or thank God for?

## FAMILY PRAYER

You will need some strips of paper and some glue. Write or draw on the strips of paper the things that you want to praise and thank God for. Loop the praise strips together and connect the ends with glue to make a paper chain of praise.

Say the following prayer together:

*Thank you God for all the amazing things you have done for us and are still doing for us. Help us to be grateful. Amen*

5th April 2020

# MESSIAH

Matthew 21 v 1-11

Ask your child what they did during church today.

Have you ever met or seen a member of the royal family or someone famous? What was the experience like?

What things do you like to praise or thank God for?

## FAMILY PRAYER

You will need some strips of paper and some glue. Write or draw on the strips of paper the things that you want to praise and thank God for. Loop the praise strips together and connect the ends with glue to make a paper chain of praise.

Say the following prayer together:

*Thank you God for all the amazing things you have done for us and are still doing for us. Help us to be grateful. Amen*



## Overview

After 2,000 years of history, a large portion of mankind continues to celebrate on this day the empty tomb and the historical record of the resurrection appearances of Jesus Christ. Mary, Peter and the other disciple were faced with the truth of Easter up front. Jesus, who they had seen killed and buried, was no longer in his tomb. The stone had been rolled away and his body had gone. While the other disciple saw and believed, it took a face to face encounter with Mary before she could understand and believe that Jesus had risen again. On this day we celebrate that Jesus overcame death with life and established himself once and for all as the Son of God.

## Aim

To understand that Jesus came to bring us new, everlasting life.

## Song Suggestion

Everyday - Hillsong

<https://www.youtube.com/watch?v=DjQfTemJK6Q>

## All Age Talk

You will need to gather some pictures of objects, some of which are living e.g. a fish and some which are not e.g. a wooden spoon. Zoom in on the pictures so that only a small part of the item is visible. Print out or make a power point with the zoomed in pictures.

Go through each picture and ask the congregation to decide if it is something that is alive or not. They can demonstrate that they think it's alive by making an A with their arms above their heads, or if they believe it's not by making no movement. How many did the congregation manage to guess correctly?

Share that today as we look at the resurrection story we reflect on how Mary, Peter and John were expecting Jesus' dead body to be in the tomb. They had seen him die and be buried 3 days before. When they got there nothing was as they expected. Jesus was not dead he was alive!

Some people, like Mary, Peter, and John can't see Jesus because they are looking for him in a grave or on a cross. He isn't there! He is risen and is seated at the right hand of the Father in heaven. If we want to see Jesus, we can look at his Word in the bible and he will reveal himself to us, just as he revealed himself to Mary and the disciples in today's bible passage.

Ask the congregation to reflect on any areas in their life that feel dead and where they long for new life

## Prayer

Life giving God, thank you for the amazing miracle of Jesus' resurrection. Breathe new life into the areas of our lives that feel dead so that we may be restored. Amen

## Set the Scene

You will need some hard-boiled eggs. Divide the children into teams to compete in an egg rolling relay. The children must roll their egg along the floor with their noses until they can pass it onto their team mate who takes over. The first team to finish the relay is the winner.

## Discussion

You will need 10 plastic eggs filled with the items below which will be used to tell the story. Hide the eggs round the room and encourage the children to search for them and bring them back unopened. When everyone is seated allow them to open the eggs and look what is inside. Go through the contents of the eggs one at a time as you tell the story. Say out loud the words in italics and read the designated verses from John 20 v 1-18.

**Egg 1** = Nails and cross – *The Romans killed Jesus by nailing him to a wooden cross. Jesus' disciples took his body and buried him in a tomb with a big stone rolled in front of it.*

**Egg 2** = Stone – Read John 20 v 1.

**Egg 3** = Small toy running shoes – *Mary came running to Peter and another disciple, saying 'They have taken the Lord out of the tomb and we don't know where they have put him'. Peter and the other disciple ran to the tomb.*

**Egg 4** = Strips of linen/cloth – *When they got to the tomb, they saw the strips of linen lying there as well as the cloth that had been wrapped around Jesus' head.*

**Egg 5** = Empty egg for empty tomb – *They went inside the tomb and one disciple saw and believed, while the others struggled to understand what had happened.*

**Egg 6** = A tissue – *Mary stood outside the tomb crying.*

**Egg 7** = Angel (e.g. Christmas tree decoration) – Read John 20 v 11-13.

**Egg 8** = Flower/grass – Read John 20 v 14-15.

**Egg 9** = Picture or figure of Jesus with arms open – *Jesus said to her 'Mary'. She realized who he was and cried out 'Teacher' holding on to him. Jesus said 'Do not hold on to me for I have not yet ascended to my father. Go and tell my disciples'.*

**Egg 10** = Speech bubble with 'Jesus is Alive' written in it - *Mary went to the disciples telling them all that had happened.*

How do you think you would have felt if you were Mary?

## Take Home

**Yoyo** Provide the children with the materials they need to make a yoyo to take home. See the video on the attached link as a guide.

<https://www.youtube.com/watch?v=NzdiiuZI1Y4>

Talk about how a yoyo goes up and down constantly, on and on. It's the same with the everlasting life that Jesus gives. It never ends because even when we die, we can keep living with him.

## Response

**Collage** Jesus coming back to life teaches us that although we all die, death is not the end. Explain that none of us really know what heaven will be like but we can get some ideas from scripture. Read John 14 v 2-3 and Revelation 21 v 3-4 as examples. Invite the children to close their eyes for a moment and think what heaven might be like. Provide magazines, coloured paper, feathers, foil, glue, scissors, felt tips and other craft materials so the children can create a collage picture of what they think heaven will be like. Chat with them about their pictures.

## Activity

**Easter Nest Cakes** Ask the children if they know why eggs are such a big thing at Easter. Ask if they know what animals are born from eggs, i.e. birds and reptiles. We use eggs because they remind us of the new life of Jesus and the everlasting life we can have with him. Make Easter nests with the children to remind them of this new life.

[https://www.bbc.co.uk/food/recipes/eastereggcasts\\_93841](https://www.bbc.co.uk/food/recipes/eastereggcasts_93841)

## Game

**Bubble Challenge** Provide the children with pots of bubbles so they can compete in blowing their bubble across the room. If their bubble bursts they must go back to the beginning, blow a new bubble and try again. You can play this individually or in teams. Discuss how the game was hard because the bubbles only last for a moment and then they are gone, but today we are thinking about life that lasts forever.

12th April 2020

# LIFE

John 20 v 1-18

Ask your child what they did during church today.

Tell them what you learnt during church today.

Have you ever had a toy or something else that felt like it lasted forever?

What are you doing to celebrate Easter?

## FAMILY PRAYER

Using the yoyo that your child made today have a yoyo challenge. Who can get the yoyo to go up and down the most times in a minute? If we do it well the yoyo seems to go up and down forever; it is never ending just like new life in Jesus.

*Risen Lord, thank you for overcoming death so that we can have new life. Amen*

12th April 2020

# LIFE

John 20 v 1-18

Ask your child what they did during church today.

Tell them what you learnt during church today.

Have you ever had a toy or something else that felt like it lasted forever?

What are you doing to celebrate Easter?

## FAMILY PRAYER

Using the yoyo that your child made today have a yoyo challenge. Who can get the yoyo to go up and down the most times in a minute? If we do it well the yoyo seems to go up and down forever; it is never ending just like new life in Jesus.

*Risen Lord, thank you for overcoming death so that we can have new life. Amen*

## Overview

In today's bible passage, the disciples are gathered together frightened and confused. The room they are meeting in is locked showing their fear. Then Jesus appears before his disciples. He shows them his hands and side so there could be no doubt about his identity, even his risen body carried proof. However, Thomas was not there, and he cannot believe what he has not seen. Jesus graciously comes again when Thomas is there and encourages him to touch his wounds, to see and believe. Thomas has faith again. Jesus goes on to encourage those of us who have not seen him that we are blessed because we believe without seeing. God understands that we all have times of doubt and fear but encourages us to have faith.

## Aim

To be encouraged to keep stepping out in faith even when we feel unsure.

## Song Suggestion

God Loves Me - Doug Horley

<https://www.youtube.com/watch?v=QEn10ocsWYA>

## All Age Talk

This morning you will play a game of 'Heads and Tails' with the congregation. To do this you need a coin.

Explain to the congregation that you are going to play a game of head of tails. They must choose before the coin is flipped if it will land on its head or tail. If they think heads, they place both hands on their heads if they think tails, they place both hands on their bottoms.

Start the game by inviting everyone to stand up and choose heads or tails before you flip the coin. After it is flipped those who got it right stay standing and the rest must sit down. Keep playing till you have a winner/s.

On the Sunday that Jesus rose from the grave, he appeared to a group of his disciples. One of the disciples, whose name was Thomas, was not with them. When the disciples told Thomas that they had seen Jesus and that he was alive, Thomas said, "I won't believe it until I see it with my own eyes. I want to put my finger in the nail-prints in his hands — and place my hand where the spear was thrust into his side.

Faith and doubt are like two sides of the same coin, they both always exist. At various times in our lives faith will be stronger and doubt shallow and in the shade, but at other times doubt will be stronger and faith a shadow. A lot of people today won't believe that Jesus really rose from the grave because they haven't seen him with their own eyes. What we need to remember is that there are always ups and downs in belief and that's ok. The important thing is to keep moving forward through the ups and downs and trusting God even when things seem uncertain.

## Prayer

Lord increase our faith so that we may be more ready to trust you and move forward with you. Amen

## Set the Scene

Provide a bowl of water and different items that float and sink. Before each item is placed in the water ask the children to predict if it will float or sink. Explain that we all face things in life that make us doubt and things that give us hope and faith. Our doubts and fears can feel like they hold us down while our hope and faith can make us feel floaty and free. The people in our story today were struggling with feelings of doubt.

## Discussion

You will need some playdough to give to the children and you will also need to make from playdough the following things to help you tell the story: A long worm shape that can be put round all the disciples to mark out the shape of the room, Jesus with holes in his hands and side, Thomas.

To start, explain to the children that you need their help to each make one of Jesus' followers from the small ball of playdough you will give them. Let the children make their playdough figures and then place them in a semi-circle. Then ask the children to sit in a circle around the figures. Tell the story using the playdough as you share John 20 v 19–29 with the children as follows:

- Begin by placing your long worm-like piece or pieces around the followers of Jesus so that they are surrounded. Explain that the followers were gathered together in a locked room because they were frightened of the Jewish leaders. Then bring Jesus into the room and read from John 20 v 19–23.
- Take Jesus away from the group and bring in Thomas; share v 24–25.
- Sit Thomas in the room with the disciples close to you. Explain that a week later they were all in the house again with the door locked and this time Thomas was with them. Bring Jesus in and share v 26–29. Point to the marks in Jesus' hands and side when you reach that part and with the playdough people act out Thomas touching them.
- Afterwards take Jesus to each of the children letting them touch the holes in the hands and side.

After the story ask the children: What things made Thomas doubt? What gave Thomas faith again?

## Take Home

**Pebble Painting** You will need pebbles, paint, paint brushes, small wooden dowels and cocktail sticks to make patterns on the pebbles. Give each child a pebble to decorate and take home. As they paint talk about how when we doubt, God is still strong and firm like the pebble. God never changes and we can lean on him in our doubts. You may like to offer the children some bible verses which reflect God's promises to us written on strips of paper so the children can take one of these too!

## Response

**Doubts** You will need a wooden cross that can be nailed into, nails, small hammers, paper, pens and some fresh flowers. Ask the children to write or draw their doubts/ fears on a small piece of paper. Help them to fold it and nail it to the cross encouraging them to give their doubt to God as they do. Then ask them to take a flower and remember that God will help them to have faith and give them his peace.

## Activity

**Fluffy Slime** Make some fluffy slime together and then allow the children opportunity to play with it. See the recipe here:

<https://za.pinterest.com/pin/835558537098928255/>

Explain that sometimes things can feel difficult and uncertain; gooey and messy but God doesn't mind. He is with us in the midst of the difficult times.

## Game

**Jenga** Play a game of Jenga, taking it in turns to move a block from the tower and place it on top. Keep going till the tower collapses. Discuss how when the blocks get taken away and moved, the Jenga tower becomes wobbly and unstable and so eventually collapses because the foundations are weak. It is important when we are faced with fear and doubts to remember the truths that we know about God. These things give us a strong foundation. What are the things that you know about God that can help you when you feel scared or doubtful?

## God's promises to us

**Psalms 145:9** The Lord is good to all; he has compassion on all he has made.

**Psalms 34:8** Taste and see that the Lord is good; blessed is the one who takes refuge in him.

**Isaiah 40:31** But those who hope in the LORD will renew their strength. They will soar on wings like eagles; they will run and not grow weary, they will walk and not be faint.

**Jeremiah 29:11** 'For I know the plans I have for you', declares the LORD, "plans to prosper you and not to harm you, plans to give you hope and a future.

**Proverbs 3:5-6** "Trust in the Lord with all your heart and lean not on your own understanding; in all your ways submit to him, and he will make your paths straight."

**2 Corinthians 9:8** And God is able to bless you abundantly, so that in all things at all times, having all that you need, you will abound in every good work.

**John 8:12** I am the light of the world. Whoever follows me will never walk in darkness, but will have the light of life.

**John 11:25** Jesus told her, 'I am the resurrection and the life. Anyone who believes in me will live, even after dying.'

**James 1:5** If any of you lacks wisdom, you should ask God, who gives generously to all without finding fault, and it will be given to you.

**Jeremiah 29:12** Then you will call on me and come and pray to me, and I will listen to you.



19th April 2020

# FAITH & DOUBT

John 20 v 19-29

Ask your child what they did during church today.

Tell them what you learnt during church today.

What are some of the things that have given you doubts about God?

Each share why you have faith/believe in God.

## FAMILY PRAYER

Pass a teaspoon round and see if anyone thinks they can balance the teaspoon on their nose. Just like the teaspoon challenge, we will all have times in our walk with God where we feel confident and times when we will feel doubtful and unsure. It's ok to feel that way! Pray together:

*Thank you God that we can be honest with you about our doubts and fears. Help us to lean on you and give us your faith and peace. Amen*

19th April 2020

# FAITH & DOUBT

John 20 v 19-29

Ask your child what they did during church today.

Tell them what you learnt during church today.

What are some of the things that have given you doubts about God?

Each share why you have faith/believe in God.

## FAMILY PRAYER

Pass a teaspoon round and see if anyone thinks they can balance the teaspoon on their nose. Just like the teaspoon challenge, we will all have times in our walk with God where we feel confident and times when we will feel doubtful and unsure. It's ok to feel that way! Pray together:

*Thank you God that we can be honest with you about our doubts and fears. Help us to lean on you and give us your faith and peace. Amen*

## Overview

The disciples who set off for Emmaus were sad and confused. Jesus, who they believed was the Messiah, was dead and none of it made any sense. A stranger (Jesus) joins them and he begins to explain to them who Jesus really was and why he came by talking about prophecies of the Old Testament which were fulfilled in his death and resurrection. Although their physical eyes were blinded to the identity of Jesus, their eyes of faith were being opened as Jesus opened the Scriptures to them. Eventually the risen Jesus reveals himself to them, "their eyes were opened" and they recognized him. Jesus completely changed the disciples understanding of what had happened. He helped them to see the situation differently and he brought them the hope they had lost.

## Aim

To understand that Jesus gives us a new perspective which helps us to see things in a different way.

## Song Suggestion

Our God is a Great Big God - Vineyard Kids  
<https://www.youtube.com/watch?v=Gcpz0bQnTJE>

## All Age Talk

Provide everyone in the congregation with paper and pens so they can all participate in today's 'Nine Dots, Four Lines' challenge. On a flipchart at the front show the nine dots drawn as a grid of 3 rows of 3 dots and ask the congregation to copy this onto their piece of paper. Now, challenge the congregation to connect all nine dots by drawing 4 straight lines without lifting their pen or pencil from the paper.

Let them all have a try and then ask if anyone has managed to do it. If so ask them to come forward and demonstrate how they did it on the flipchart at the front. Congratulate them if they get it right or ask for another volunteer if their solution is incorrect. You may need to demonstrate the solution if no-one in the congregation has worked it out.

<https://www.youtube.com/watch?v=fqWlPTM5v8>

The key to solving this puzzle is to look at it differently!

In today's reading the disciples were walking back to Emmaus after the death and burial of Jesus; they were feeling lost and confused. When Jesus died, his followers thought that he was gone forever. They were very sad and didn't know what to do. They couldn't see things clearly because they were so mixed up and upset. Then a stranger joined them who helped them to see their situation in a new way and they were amazed at what they heard and saw. Suddenly they saw clearly what they hadn't seen before even though they had been looking right at it most of the day. They realized that the stranger who had joined them on the road was really Jesus - alive and well. After Jesus left them, they ran back to Jerusalem to tell the other disciples.

Ask the congregation to reflect; are there any areas in your life where you would like God to give you a new perspective?

## Prayer

Father God, we are thankful that you can see situations in ways we cannot. Give us your insight so that we can see our situations with fresh eyes. Amen



## Set the Scene

Print off copies of the old lady/young woman, vases/faces and duck/rabbit pictures for the children to look at. Get them to spend a few minutes looking at the pictures then ask: What do you see?

<https://za.pinterest.com/pin/648307308838974334/>

Explain that it all depends on the way you look at the pictures. Everyone will see something different.

## Discussion

You will need some binoculars, a long length of material for the road and printed pictures of a cross, the tomb with stone rolled away, road signs for Jerusalem and Emmaus, a sad face, a happy face, a picture of 2 disciples, a picture of a stranger, a scroll, a house and a picture of the two disciples with Jesus breaking bread. Pass the binoculars around and let the children look through them and comment on what they see. Then ask the children to turn the binoculars round and look through them the other way. What happens? What they can see changes! Today's story is about two disciples who suddenly see something different.

- Set the scene by laying out the road with the signposts to Jerusalem and Emmaus and adding the two disciples. Make sure the items are facing the children. Read verses 13–14.
- Add the picture of Jesus and read verses 15–17.
- Add the sad face to the Jerusalem side of Jesus and the disciples, then read verses 17–18.
- Read verses 19–24, and add pictures of the cross and the tomb to the Jerusalem side of the road, moving the disciples and Jesus along the road towards Emmaus.
- Read verses 25–27 and add the picture of the scroll.
- Place the picture of the house at the Emmaus end of the road, bring the disciples and stranger to it. Read verses 28–29.
- Replace the disciples and stranger figure with the picture of the three of them. Read verses 30–32. Add the happy face picture.
- Remove the picture of the three together and put back the picture of the two disciples. Act out them running back along the road to Jerusalem as you read verses 33–35.

Jesus helped the disciples to see what had happened in a new way. When we face difficult times, things they can get blown out of proportion and seem bigger than they really are. If we bring those things to God, he helps us to put things into perspective so we can cope with them better.

## Take Home

**Seeing Jesus** Print out a copy of the Jesus word illusion on a piece of card for each child to take home. Ask the children if they can see what the card says; tell them to focus on the white rather than the grey. Hopefully they will then see the word Jesus. Encourage them to put the card in their room as a reminder that Jesus is always with them. <https://za.pinterest.com/pin/172614598198544734/>

## Response

**God Glasses** Ask the children what difficult things are happening in their lives at the moment. Pray that God would help them to see those things in a new way. Let the children make some 'God Glasses' (different perspective specs). Provide cardboard glasses cut outs and different coloured cellophane. When the children wear the glasses, the world will look different. <https://www.firstpalette.com/craft/paper-eyeglasses.html>

## Activity

**Black Dot** Prepare lots of pieces of plain white paper with one black dot (1cm diameter) printed or drawn in the same place on each piece. Encourage the children to turn the black dot on their paper into whatever they want the picture to be, using pencil or black pen. When the children have finished, come together and look at all the different things they made the black dot into. Just as everyone saw the dot differently, sharing our problems with God and others can help us to see a new way to deal with them.

## Game

**What Is It?** Print out some closely zoomed-in pictures of different animals. Challenge the children to work out which animals they are. Afterwards, discuss how it was difficult to see which animals they were when the picture was zoomed-in so much. They looked so different up close and often looked like something else. Sometimes we can be too close to the problems we face to see them clearly, and we may need help to take a step away so that we can see it differently.

26th April 2020

## PERSPECTIVE

Luke 24 v 13-25

Ask your child what they did during church today.

Tell them what you learnt during church today.

What would you miss most if you couldn't see it?

Share a time when you've suddenly seen something differently.

### FAMILY PRAYER

Position yourselves in different ways so that you can see the room differently from normal e.g. upside down on the sofa, on the floor looking up, standing on a chair. Do you notice anything different seeing the room from that view? Share together things that you would like God's help to see differently. Pray together: *Thank you God that you help us look at things in new ways. Help us to have your eyes when looking the problems we face. Amen*

26th April 2020

## PERSPECTIVE

Luke 24 v 13-25

Ask your child what they did during church today.

Tell them what you learnt during church today.

What would you miss most if you couldn't see it?

Share a time when you've suddenly seen something differently.

### FAMILY PRAYER

Position yourselves in different ways so that you can see the room differently from normal e.g. upside down on the sofa, on the floor looking up, standing on a chair. Do you notice anything different seeing the room from that view? Share together things that you would like God's help to see differently. Pray together: *Thank you God that you help us look at things in new ways. Help us to have your eyes when looking the problems we face. Amen*